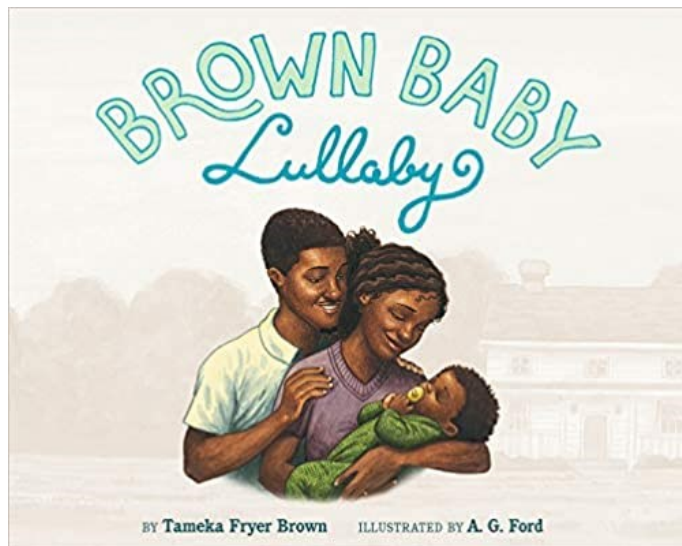


# Indiana Early Literacy Firefly Award Nominee Resources

**This guide includes storytime  
and early literacy ideas for:**

*Brown Baby Lullaby* by Tameka Fryer Brown



*This program guide was created for the use of Indiana librarians to promote the 2021 Indiana Early Literacy Firefly Award, however anyone is welcome to use these resources.*

*Special thanks to Sarah Morbitzer and Ashley Wesner for their contributions.*

*Pixabay and Canva are great resources for royalty free images, and we made use of them to make this guide. Special thanks to TeachingBooks.net for their support of our award including printing our ballots and stickers. Don't forget to check out TeachingBooks.net via the INSPIRE databases for more resources for each book.*

*- Suzanne Walker, Indiana State Library / Editor*

**#INfireflyaward**


**LIBRARY OF CONGRESS**  
**CENTER FOR THE BOOK**  
INDIANA AFFILIATE

Indiana Center for the Book  
Director - Suzanne Walker  
icb@library.in.gov  
Indiana State Library  
[www.in.gov/library/icb.htm](http://www.in.gov/library/icb.htm)



# Brown Baby Lullaby

by Tameka Fryer Brown Illustrated by A.G. Ford



**Spend an evening with a sweet family in this book that features jazz, words in Spanish, and one active baby!**

**READING |** Do your bedtime books need an update? Check out some of these new and diverse bedtime books.


*All Aboard the Moonlight Train* by Kristyn Crow  
*Bedtime Bonnet* by Nancy Amanda Redd  
*Bedtime for Sweet Creatures* by Nikki Grimes  
*Everybunny Dream* by Ellie Sandall  
*Friday Night Wrestlefest* by Jennifer Fox  
*Help Wanted, Must Love Books* by Janet Sumner Johnson  
*Hush, Little Puppy* by Indiana Author April Pulley Sayre  
*Jazz Baby* by Lisa Wheeler  
*Just Because* by Mac Barnett  
*Peekaboo Bedtime* by Rachel Isadora  
*Pippa's Night Parade* by Lisa Robinson  
*Salsa Lullaby* by Jen Arena  
*Sweet Dreams, Zaza* by Mylo Freeman  
*Ten, Nine, Eight* by Molly Bang

**SINGING |** Give this storytime some jazz pizzazz by exploring jazzy tunes! Some great children's jazz albums are listed below or you can explore more on Spotify or another music service:

- *Go Baby Go!* by Baby Loves Jazz Band
- *Jazz for Kids* by Universal Music Family
- *Jazz Lullaby* by Universal Music Family

For some great lullaby albums, check out:

- *Disney Baby Lullaby*
- *Laurie Berkner Lullabies* by Laurie Berkner
- *The Planet Sleeps* - International compilation
- *Rockabye Baby!* - Renditions of various lullabies by popular artists



**TALKING |** Tell your attendees that some of the words in this book are in Spanish. Introduce the words and ask them for other Spanish words they know. Why is it important to explore other languages?

mi hijo (my son)  
muy activo (very active)  
vamos (let's go)  
agua (water)  
buenos noches (good night)



## **PLAYING | Parachute!**


Put on some classic jazz and get your group moving with a parachute! If you don't have a parachute, you can check one out from the Indiana State Library through the circulating Storytime Kit program. The Movement Kit has two 12 foot parachutes included along with ribbons on rings and some great movement CDs.

Not sure what jazz tune to start with? Try John Coltrane's song "Giant Steps."

If you are new to using parachutes, check out this great blog post from the Association for Library Services to Children:  
<https://www.alsc.ala.org/blog/2016/03/parachutes/>

# Brown Baby Lullaby

by Tameka Fryer Brown Illustrated by A.G. Ford



**WRITING |** Fingerpaint to your favorite lullaby or keep with the jazz theme and play some gentle jazz in the background. If you don't mind getting messy, try making simple edible fingerpaint by mixing white chocolate pudding with food coloring. Vanilla works too, but white chocolate will give you truer colors. Anytime you introduce edible components in your storytimes, be sure to give caregivers advance notice and ask about dietary restrictions.



## Fun with Pots and Pans!

The illustrations in this story make ample use of pots and pans. Try one of these activities using things from your own kitchen, or have your attendees bring in a pan and a wooden spoon from home. This would also work for **virtual storytimes**.

**Activity One: WRITING |** Develop fine motor skills for writing by having your toddlers lace chenille stems or shoe strings through the holes of various kitchen accessories. Try colanders, soup strainers, slotted spoons, or slotted spatulas.

**Activity Two: SINGING |** See if you can get a simple rhythm going by having your group beat on pots and pans. It won't be so loud if you beat on the pans with wooden spoons or rubber spatulas instead of beating the pans together.

**Activity Three: STEM |** Using different sized cooking vessels or food storage containers, see how many tennis balls will fit in each one. Can your group guess which container will fit the most balls? Can they guess how many balls will fit?



## SINGING | La Vaca Lola

This is a simple, traditional Spanish song that you can learn and teach to your group. Find the tune on YouTube.

F  
La vaca Lola,  
F  
la vaca Lola.  
C F  
Tiene cabeza y tiene cola.  
F  
La vaca Lola,  
F  
la vaca Lola.  
C F  
Tiene cabeza y tiene cola.  
C F C F  
Y hace muuu, (muuu), muuu, (muuu).

### Translation:

The cow Lola, the cow Lola,  
Has a head and has a tail.  
And it goes moo (moo), moo (moo).


## SINGING | Here is Baby

This is an easy fingerplay about bedtime that even small children can do.

Here is a baby, ready for a nap.  
(show index finger)  
Lay her down on her mother's lap.  
(put finger on the other hand's palm)  
Cover her up so she won't make a peep.  
(bring fingers of that palm around the finger that is the "baby")  
And rock her til she's fast asleep.  
(keeping finger tucked into other hand, sway gently)

# Brown Baby Lullaby

by Tameka Fryer Brown Illustrated by A.G. Ford



## SINGING | Five Jazz Musicians: A Flannel Board by Sarah Picciuolo

Start out with all five jazz musicians and take one away for each stanza. The nice thing about this jazzy flannel board is that all the musicians end up in bed at the end. Good night!

*Five jazz musicians playing music at night.  
One gets hungry and leaves to get a bite.*

*Four jazz musicians playing music so sweet.  
One gets a craving so leaves for a treat.*

*Three jazz musicians playing music in the city.  
One leaves quickly to feed a pretty kitty.*

*Two jazz musicians left performing on stage,  
until one leaves to clean guinea pig's cage.*


*One jazz musician left bopping her head,  
until she gets sleepy and goes home to bed.*

*Now there are zero jazz musicians in sight!  
They're all at home sleeping for it's late at night!*



# Brown Baby Lullaby

by Tameka Fryer Brown Illustrated by A.G. Ford



## TALKING | Time for Bed!

Use the following three activity sheets to talk about what items we use at bedtime. This is a great way to talk about bedtime routines.

**In Person:** Print or copy an activity sheet for each child. Talk about each item on the page and ask them to point to or circle the item that would not be used at bedtime.

**Virtual Live:** Print activity sheets. Hold up to the screen and talk about each item with the children. Ask them to tell you which item you should circle that would not be used at bedtime.

**Virtual Recorded:** Print activity sheets. Hold up to the screen and describe each item. Ask the children to tell their caregiver which item would not be used at bedtime.

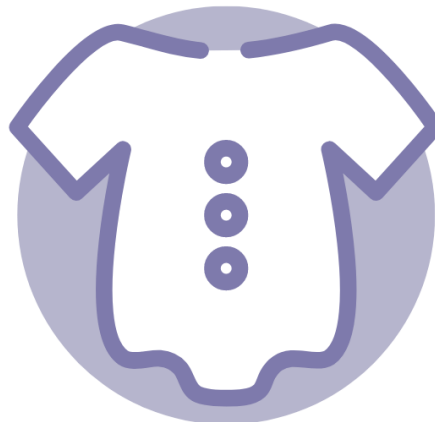

Need a little help on what items are not used at bedtime?

Easy: *Bicycle*

Intermediate: *Pie*

Hard: *Tennis Shoe / Tree*


Easy  
Time for Bed!  
Which of these is not for baby's bedtime?






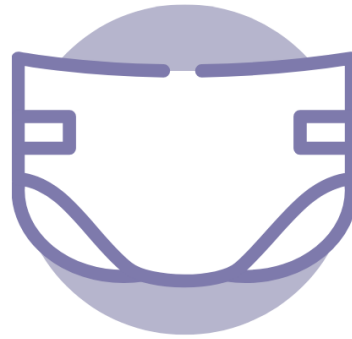
# Brown Baby Lullaby

by Tameka Fryer Brown Illustrated by A.G. Ford




## Intermediate Time for Bed!

Which of these is not for baby's bedtime?



# Brown Baby Lullaby

by Tameka Fryer Brown Illustrated by A.G. Ford



## Hard Time for Bed!

Which of these is not for baby's  
bedtime?

